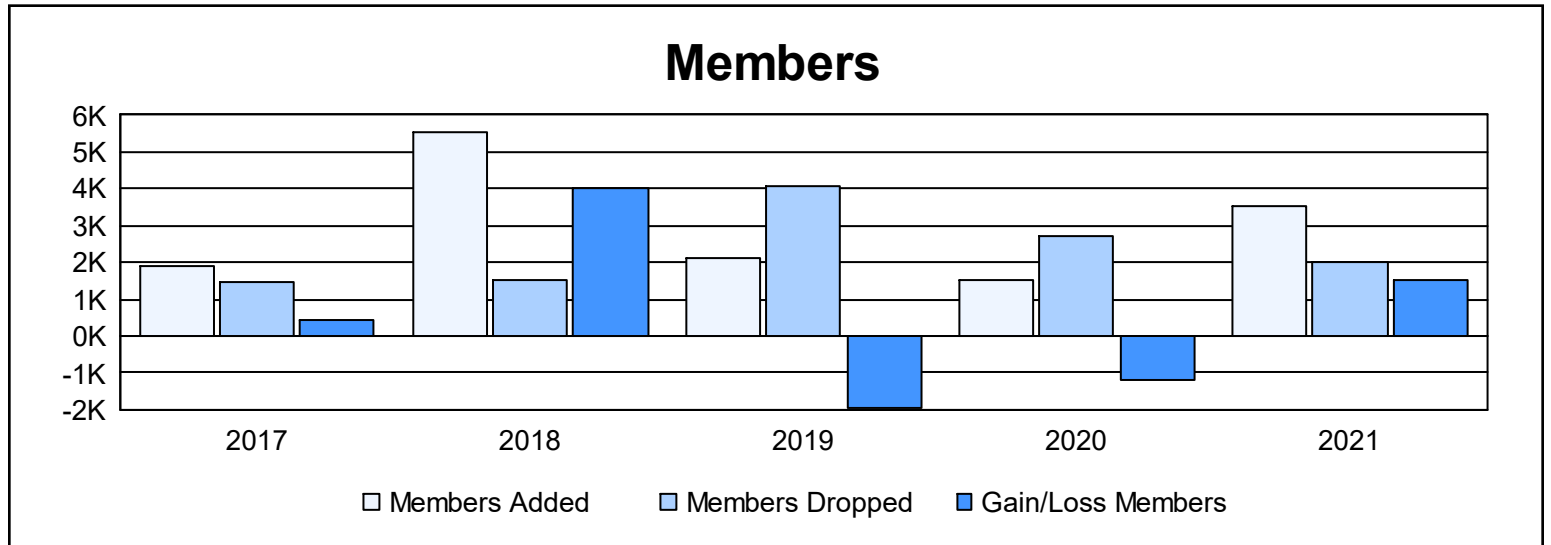
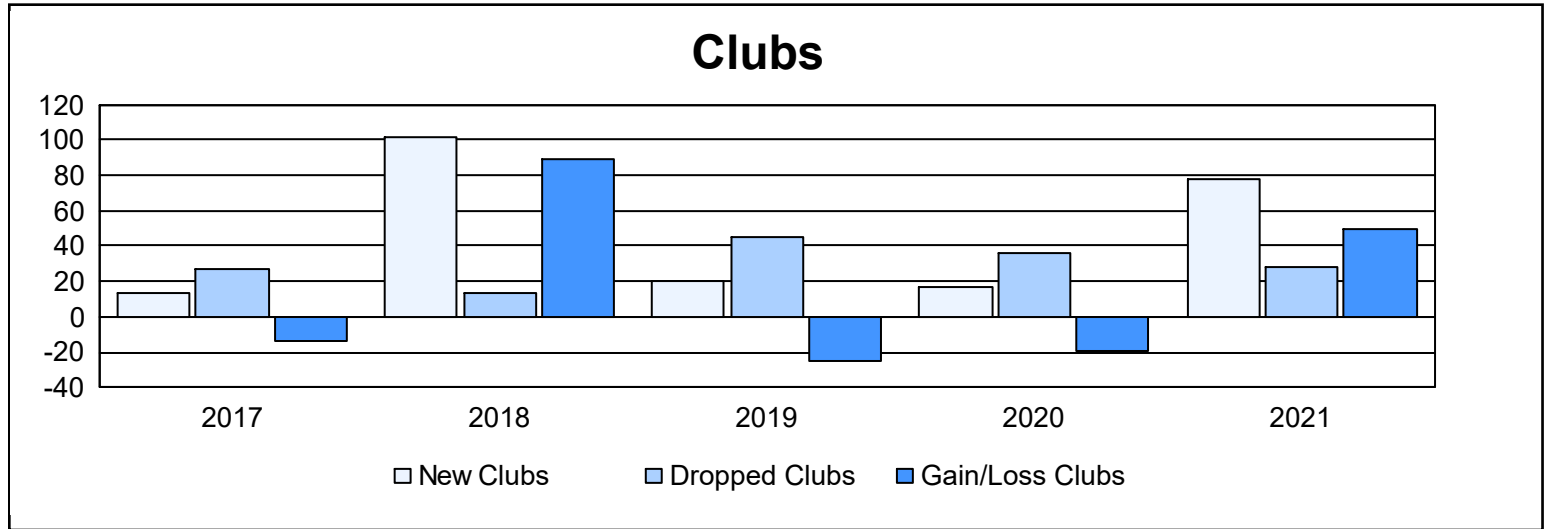
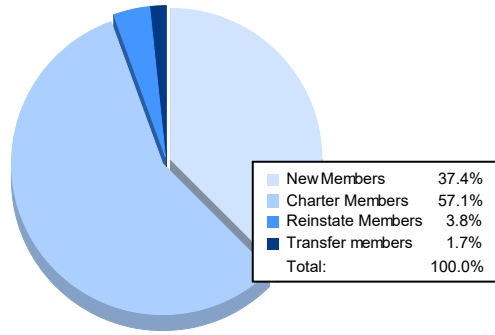


Year	New Clubs	Dropped Clubs	Gain/ Loss Clubs	New Members	Charter Members	Reinstate Members	Transfer Members	Total Member Added	Total Members Dropped	Gain/ Loss Members
2016-2017	13	27	-14	1,388	353	87	56	1,884	1,441	443
2017-2018	102	13	89	2,774	2,534	150	54	5,512	1,506	4,006
2018-2019	20	45	-25	999	649	397	49	2,094	4,050	-1,956
2019-2020	17	36	-19	757	525	159	80	1,521	2,732	-1,211
2020-2021	78	28	50	1,310	2,000	133	60	3,503	1,991	1,512
Average	46	30	16	1,446	1,212	185	60	2,903	2,344	559



Membership Composition June 2021 Cumulative



Gender Composition June 2021 Cumulative

